



Name: _____

Date: _____

Student Exploration: RNA and Protein Synthesis

Vocabulary: amino acid, anticodon, codon, gene, messenger RNA, nucleotide, ribosome, RNA, RNA polymerase, transcription, transfer RNA, translation

Prior Knowledge Questions (Do these BEFORE using the Gizmo.)

1. Suppose you want to design and build a house. How would you communicate your design plans with the construction crew that would work on the house?

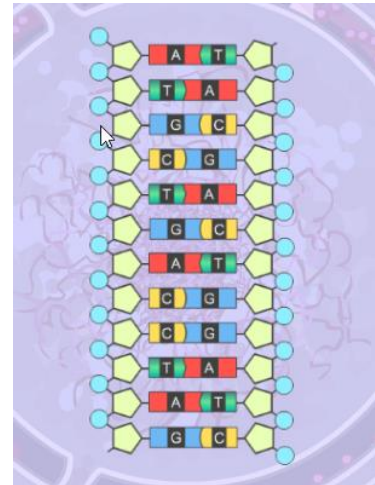
2. Cells build large, complicated molecules, such as proteins. What do you think cells use as their “design plans” for proteins?

Gizmo Warm-up

Just as a construction crew uses blueprints to build a house, a cell uses DNA as plans for building proteins. In addition to DNA, another nucleic acid, called **RNA**, is involved in making proteins. In the *RNA and Protein Synthesis* Gizmo, you will use both DNA and RNA to construct a protein out of **amino acids**.

1. DNA is composed of the bases adenine (A), cytosine (C), guanine (G), and thymine (T). RNA is composed of adenine, cytosine, guanine, and uracil (U).

Look at the SIMULATION pane. Is the displayed segment a part of a DNA or RNA molecule? How do you know?



2. **RNA polymerase** is a type of enzyme. Enzymes help chemical reactions occur quickly. Click the **Release enzyme** button, and describe what happens.



Activity A: Transcription	<u>Get the Gizmo ready:</u> <ul style="list-style-type: none"> If necessary, click Release enzyme. 	
--	---	---

Introduction: The first stage of building a protein involves a process known as **transcription**. In transcription, a segment of DNA serves as a template to produce a complementary strand of RNA. This complementary strand is called **messenger RNA**, or mRNA.

Question: What occurs during transcription?

- Experiment: Like DNA, RNA follows base-pairing rules. Experiment to find which RNA **nucleotide** on the right side of the Gizmo will successfully pair with the thymine at the top of the template strand of DNA. (NOTE: The DNA on the right side is the template strand.)

Which RNA base bonded with the thymine? _____

- Experiment: The next three bases on the DNA template strand are adenine, cytosine, and guanine. Use the Gizmo to answer the following questions:

A. Which RNA base bonds with adenine? _____

B. Which RNA base bonds with cytosine? _____

C. Which RNA base bonds with guanine? _____

- Observe: In molecules of RNA, uracil takes the place of the DNA base _____.


- Build: Continue building the strand of mRNA until you have used all of the RNA nucleotides. What is the nucleotide sequence of the mRNA strand you built?

- Apply: Suppose a template strand of DNA had the following sequence:

T A C G G A T A A C T A C C G G G T A T T C A A

What would be the complementary strand of mRNA?

- Predict: How would a change to the sequence of nucleotides in a DNA segment affect the mRNA transcribed from the DNA? _____

Activity B:	Get the Gizmo ready:	
Translation	<ul style="list-style-type: none"> Once the mRNA strand has been built, click Continue. 	

Introduction: After a strand of mRNA has been built, the strand exits the cell's nucleus. The second stage of protein synthesis, called **translation**, occurs next. During translation, the strand of mRNA is used to build a chain of amino acids.

Question: What occurs during translation?

- Observe: Examine the strand of mRNA on the SIMULATION pane. Every group of three bases of mRNA is called a **codon**.

Codon	mRNA bases
1	
2	
3	
4	

In the table at right, list the nitrogen bases in each codon. (Hint: Start from the top of the strand and read down.) The first mRNA codon is called the *universal start codon*.

- Predict: Translation starts when a **ribosome** (the purple structure on the SIMULATION pane) binds to a strand of mRNA. **Transfer RNA**, or tRNA, begins bringing amino acids into the ribosome. Each tRNA molecule carries only one kind of amino acid. This amino acid is determined by the tRNA's **anticodon**, a set of three unpaired bases.

Which anticodon do you think would attach to the mRNA's start codon? _____

Use the Gizmo to check your answer.

- Observe: Place the next two tRNA molecules on the mRNA strand. What happens?

As each tRNA molecule binds to the mRNA, the ribosome joins the amino acid carried by the tRNA to the growing amino acid chain.

- Describe: UAG (as well as UAA and UGA) is an example of a *stop codon*. Molecules called *release factors* bind to stop codons. Place the release factor on the mRNA molecule.

What happens? _____

Click **Continue**. Your protein is now complete. Most actual proteins consist of sequences of hundreds of amino acids.

(Activity B continued on next page)



Activity B (continued from previous page)

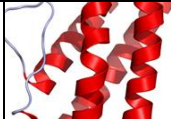
5. Infer: Why do you think stop and start codon signals are necessary for protein synthesis?

6. Summarize: Describe the processes of transcription and translation in your own words, based on what you have observed in the Gizmo.

Transcription: _____

Translation: _____



Extension: Genes and traits	Get the Gizmo ready:	
	<ul style="list-style-type: none"> You will not need to use the Gizmo for this activity. 	

Introduction: Inside a ribosome, amino acids are linked together to form a protein molecule. As the chain of amino acids grows, it folds and coils to form a three-dimensional shape. The complex shape that results determines the properties of the protein. Proteins have a wide variety of structures and perform many essential functions in living things.

A sequence of DNA that codes for a specific protein is called a **gene**. By coding for proteins, genes determine an organism's inherited traits.

Question: How do genes code for specific proteins and traits?

- Translate:** Each codon codes for one of 20 amino acids. This code is universal among all living things. For example, the mRNA codon GGU codes for the amino acid glycine in every living thing, from a bacteria to an elephant.

Examine the codon chart below. The amino acid coded for by a specific mRNA codon can be determined by finding the first base of the codon along the left side of the table, the second base along the top of the table, and the third base along the right side of the table.

		Second base							
		U	C	A	G				
U	UUU	Phenylalanine	UCU	Serine	UAU	Tyrosine	UGU	Cysteine	U
	UUC	Phenylalanine	UCC	Serine	UAC	Tyrosine	UGC	Cysteine	C
	UUA	Leucine	UCA	Serine	UAA	Stop	UGA	Stop	A
	UUG	Leucine	UCG	Serine	UAG	Stop	UGG	Tryptophan	G
C	CUU	Leucine	CCU	Proline	CAU	Histidine	CGU	Arginine	U
	CUC	Leucine	CCC	Proline	CAC	Histidine	CGC	Arginine	C
	CUA	Leucine	CCA	Proline	CAA	Glutamine	CGA	Arginine	A
	CUG	Leucine	CCG	Proline	CAG	Glutamine	CGG	Arginine	G
A	AUU	Isoleucine	ACU	Threonine	AAU	Asparagine	AGU	Serine	U
	AUC	Isoleucine	ACC	Threonine	AAC	Asparagine	AGC	Serine	C
	AUA	Isoleucine	ACA	Threonine	AAA	Lysine	AGA	Arginine	A
	AUG	Methionine (Start)	ACG	Threonine	AAG	Lysine	AGG	Arginine	G
G	GUU	Valine	GCU	Alanine	GAU	Aspartic Acid	GGU	Glycine	U
	GUC	Valine	GCC	Alanine	GAC	Aspartic Acid	GGC	Glycine	C
	GUA	Valine	GCA	Alanine	GAA	Glutamic Acid	GGA	Glycine	A
	GUG	Valine	GCG	Alanine	GAG	Glutamic Acid	GGG	Glycine	G

What amino acids do the following codons code for?

AUG: _____ CUG: _____ ACC: _____ UAG: _____

(Extension continued on next page)



Extension (continued from previous page)

2. Apply: Suppose you wanted a protein that consists of the amino acid sequence methionine, asparagine, valine, and histidine. Give an mRNA sequence that would code for this protein.

3. Summarize: How do genes determine the traits of an organism? Explain in detail.

4. Extend your thinking: Sometimes errors occur during transcription or translation. Examine the codon chart on the previous page. Notice that each amino acid is coded for by several different codons. For example, alanine is coded for by GCU, GCC, GCA, and GCG.

How might this offset transcription or translation errors? _____

5. Think and discuss: Consider the two following statements:

- The theory of evolution states that all living things had a single common ancestor.
- The translation between mRNA and amino acids is the same for all living things. (For example, the mRNA codon CAG codes for glutamine in all living things.)

Does the second statement support the theory of evolution? Explain why or why not. If possible, discuss your answer with your teacher and classmates.

